

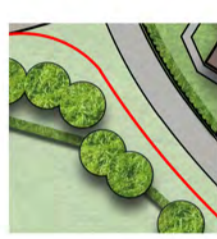


LEGEND

-  Redline Boundary
-  Existing Landscaping
-  Proposed Landscaping

Schedule of Accommodation			
Open Market Housing			
Ref	Type	No.	
HO3	3 Bed/ 5 Person	3	
PB4	3 Bed/ 6 Person	2	
HT4	4 Bed/ 7 Person	6	
PW5	4 Bed/ 8 Person	3	
WB4	4 Bed/ 7 Person	4	
Sub-Total		18	
Social Housing (36%)			
Ref	Type	No.	
AB1	1 Bed/ 2 Person Bungalow	4	
AB2	2 Bed/ 3 Person Bungalow	2	
S2	2 Bed/ 3 Person	2	
S3	3 Bed/ 5 Person	2	
Sub-Total		10	
Grand Total		28	



Rectory Farm,
 Maisemore
 Planning Layout